INDUSTRIAL
CATALOG

THE COMPANY
pag. 5

TUNNEL
pag. 7

RB1 TUNNEL
pag. 15

RB1 EXTRA
pag. 29

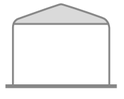

RB1 XL
pag. 43

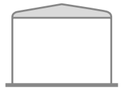

RB2
pag. 57

RB4
pag. 71

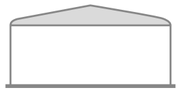

RB6
pag. 83

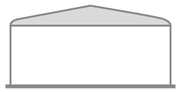

TECHNICAL APPENDIX
pag. 97

VISION

With our range of products, we are specifically focusing on the ecological aspects connected to a new lifestyle, where the outdoors symbolize being in touch with nature, where boundaries disappear and change. Our systems, working with renewable energy sources, are a valid answer to the need to preserve the world that we share with all living beings, to respect it and to keep it untouched.

MISSION

The legacy we have been carrying on for over thirty years is a centuries-old tradition, strongly connected to the Earth and its bounty. Our mission is loyal to the spirit of cultivating, ploughing, manuring, watering, and harvesting. Faithful to our model, we cultivate human relationships and coordinate production with harvest seasons – just as it happens in nature. This modus operandi helped us to create a design tailored to evolving markets, and consolidating an organic, consistent set of corporate ethics that creates value and opportunity.

R E A D Y B O X

TUNNEL

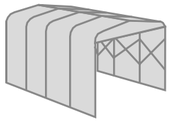

READY BOX retractable tunnels are made of aluminium for durability, mobility, and ease of use. They offer a customized solution to meet various mobile roofing needs, such as sports, industrial, residential, commercial and logistics applications, without requiring special permits or installation approvals. Depending on the model, we have a variety of configurations that allow versatile use with variable geometries and the possibility of future extensions in length, thanks to the modularity of the structure and the sheets inserted individually in the special lugs of the profiles of each arch. READY BOX tunnels are retractable and foldable roofing systems on wheels, guaranteeing maximum manoeuvrability for the materials used and high weather resistance. Our retractable tunnels are certified for their wind resistance and are made of fully fireproof PVC sheets. The market demands flexible, lightweight, and easy-to-install systems. Aluminum tunnels can be extended in minutes with minimal effort. Steel tunnels cannot meet this requirement, as they are difficult to close due to their weight, and their handling can only be managed with special equipment and a considerable investment of time.

Ready Box 1 TUNNEL

Maximum dimensions:
- Width cm. 300
- Useful pass height cm. 240
- Total height cm.277

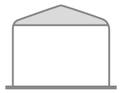

Ready Box 1 EXTRA

Maximum dimensions:
- Width cm. 450
- Useful pass height cm. 300
- Total height cm.361

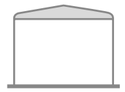

Ready Box 1 XL

Maximum dimensions:
- Width cm. 500
- Useful pass height cm. 350
- Total height cm.399

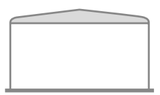

Ready Box 2

Maximum dimensions:
- Width cm. 800
- Useful pass height cm. 400
- Total height cm.460

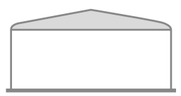

Ready Box 4

Maximum dimensions:
- Width cm. 1200
- Useful pass height cm. 500
- Total height cm.629

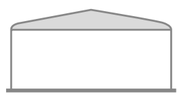

Ready Box 6

Maximum dimensions:
- Width cm. 1500
- Useful pass height cm. 500
- Total height cm.659

Profile type	Ready Box 1 Tunnel	Ready Box 1 Extra	Ready Box 1 XL	Ready Box 2	Ready Box 4	Ready Box 6
Single profile arcade calendered in anodised aluminium	✓	×	×	×	×	×
Calendered aluminium structure for both arches and curves	×	✓	×	×	×	×
Anodised aluminium profile made up of trusses joined to the uprights by painted aluminium corner castings	×	×	✓	✓	✓	✓
Compatible wheels						
Nylon wheels diameter 125	✓	✓	✓	×	×	×
Rubber wheels diameter 140	✓	✓	✓	✓	×	×
Rubber wheels diameter 160	✓	✓	✓	✓	×	×
Rubber wheels diameter 200	×	✓	✓	✓	✓	×
Pneumatic wheels	✓	✓	✓	×	×	×
Pneumatic reinforced wheels	×	×	×	✓	✓	✓
Pneumatic swivel wheels	✓	✓	✓	✓	✓	×
Nylon swivel wheels	✓	✓	✓	✓	×	×
Nylon wheel with galvanized lift proof track	✓	✓	✓	✓	✓	✓
Pantograph tensioning system						
Lever pantograph tensioning system	✓	✓	✓	×	×	×
Pantograph system with push-pull locking system	×	×	×	✓	✓	✓
Cross pantographs						
Painted aluminium Cross pantographs	✓	✓	✓	✓	✓	✓
External cross pantographs	×	×	✓	×	×	×
Sliding closures						
Sliding closure with side and central opening with elastic band, nylon eyelets and hook	✓	×	×	×	×	×
Sliding closure including side-opening or centre-opening windbreak rods and quick-release lever closure system	×	✓	✓	✓	✓	✓
Roof						
Pitched roof	✓	✓	✓	✓	✓	✓
Flat roof	✓	✓	✓	✓	×	×
Sloped modules						
Horizontal sloped module for direction change	✓	✓	✓	✓	×	×
Vertical sloped module for change of slope	✓	✓	✓	✓	×	×
Side mounted						
Side mounted with single pitch gable	×	×	×	✓	✓	✓
Side mounted with double pitch gable	×	×	×	✓	✓	✓
Graphic personalization						
Graphic personalization of PVC sheets	✓	✓	✓	✓	✓	✓
Handling						
Easy handling by one person	✓	✓	✓	×	×	×
Easy handling by two people	✓	✓	✓	✓	✓	✓
Packaging						
Fully assembled packaged (horseshoe shaped pack) ready to use	✓	×	×	×	×	×
Packed partially and pre-assembled Final assembly and installation on site	×	✓	✓	✓	✓	✓

Ready Box 1 TUNNEL

PROFILE

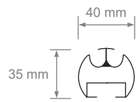

MAXIMUM DIMENSIONS

Width: 300cm

Useful passage height: 240cm

Total height: 277cm

SPECIAL SHAPES

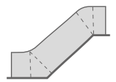

Vertical sloped module

Horizontal sloped module

Flat roof

PANTOGRAPH TENSIONING SYSTEM

TIPES OF WHEELS

Nylon wheel

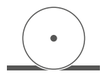

Nylon wheel with galvanized lift proof track

Nylon swivel wheels

Pneumatic wheel

Rubber wheel

Ready Box 1 XL

PROFILE

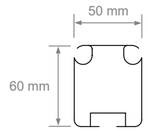

MAXIMUM DIMENSIONS

Width: 500cm

Useful passage height: 350cm

Total height: 399cm

SPECIAL SHAPES

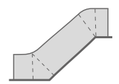

Vertical sloped module

Horizontal sloped module

Flat roof

PANTOGRAPH TENSIONING SYSTEM

TIPES OF WHEELS

Nylon wheel

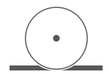

Nylon wheel with galvanized lift proof track

Nylon swivel wheels

Pneumatic wheel

Rubber wheel

Ready Box 1 EXTRA

PROFILE

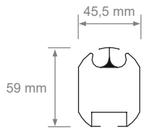

MAXIMUM DIMENSIONS

Width: 450cm

Useful passage height: 300cm

Total height: 361cm

SPECIAL SHAPES

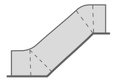

Vertical sloped module

Horizontal sloped module

Flat roof

PANTOGRAPH TENSIONING SYSTEM

TIPES OF WHEELS

Nylon wheel

Nylon wheel with galvanized lift proof track

Nylon swivel wheels

Pneumatic wheel

Rubber wheel

Ready Box 2

PROFILE

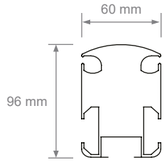

MAXIMUM DIMENSIONS

Width: 800cm

Useful passage height: 400cm

Total height: 460cm

TIPES OF WHEELS

Rubber wheel

Nylon wheel with galvanized lift proof track

Pneumatic wheel

PANTOGRAPH TENSIONING SYSTEM

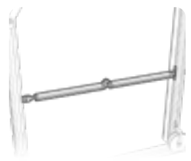

SPECIAL SHAPES

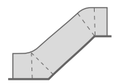

Vertical sloped module

Horizontal sloped module

Flat roof

Side mounted with single pitch gable

Side mounted with double pitch gable

Ready Box 4

PROFILE

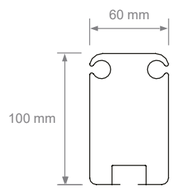

MAXIMUM DIMENSIONS

Width: 1200cm

Useful passage height: 500cm

Total height: 629cm

SPECIAL SHAPES

Side mounted with single pitch gable

Side mounted with double pitch gable

PANTOGRAPH TENSIONING SYSTEM



TIPES OF WHEELS

Rubber wheel

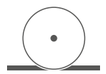

Nylon wheel with galvanized lift proof track

Ready Box 6

PROFILE

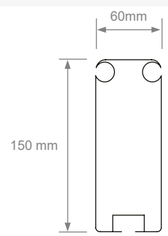

MAXIMUM DIMENSIONS

Width: 1500cm

Useful passage height: 500cm

Total height: 659cm

SPECIAL SHAPES

Side mounted with single pitch gable

Side mounted with double pitch gable

PANTOGRAPH TENSIONING SYSTEM



TIPES OF WHEELS

Rubber wheel

Nylon wheel with galvanized lift proof track

Tunnels of the same model and size can be joined together by means of quick-release couplings and connecting strips to achieve any length.

READYBOX 1 TUNNEL



READY BOX is a structure on wheels, retractable and foldable, available in different types. The structural elements are made of anodized aluminum profiles, while the cover is provided with a textile membrane in fireproof PVC. The handling of the tunnels is extremely simple, smooth and light, and one person can easily handle the extension or bundling operations. The installation of the READY BOX does not require any special authorization from the relevant authorities in most cases. The structures are manufactured in accordance with the technical standard UNI EN 13782: 2015 The declaration of performance and instructions for use and maintenance are included in the delivery package. The tunnels are equipped with pantograph tensioners, with a system for adjusting the tension of the membrane. READY BOX can be equipped with a compass, which allows the tunnel's direction angle to be changed by a predefined graduated rotation. The tunnels can overcome natural slopes by adopting a hinge module that allows them to adapt to the slope. Thanks to their small size, READY BOX tunnels are delivered fully assembled and ready to be used.

USE
covered walkaway

CUSTOMER
Italtende

USE
players' entrance tunnel

LOCATION
Wankdorf Stadion (Berna) - Switzerland

CUSTOMER
Activa Sport

USE
covered walkway

LOCATION
Bologna - Italy

CUSTOMER
Poliambulatorio Villa Iris

USE
players' entrance tunnel

LOCATION
Stade Jean-Moulin (Suresnes) - France

CUSTOMER
Sport France

USE
covered walkway

CUSTOMER
Italtende

TECHNICAL DETAILS



TYPE

Retractable tunnel

MATERIALS

- Aluminum
- PVC

TIPES OF WHEEL

- Nylon wheel
- Rubber wheel
- Pneumatic tyre
- Nylon wheel with lift proof track
- Swivel pneumatic or nylon wheel

STRUCTURE'S VERSIONS

- With horizontal sloped module for changing direction
- With vertical sloped module for change of slope
- With flat roof

STANDARD COLOUR OF THE ALUMINIUM FRAME

Silver anodised

PANTOGRAPHS' STANDARD COLOUR

Ral 9006

STANDARD COLOURS AND MATERIALS OF THE PVC COVER

White PRS-0112

Grey PRS-0801

Black PRS-0904

Champagne PRS-0234

Green PRS-0601

- more colours and PVC fabrics available upon request

DIMENSIONS TABLE (cm)

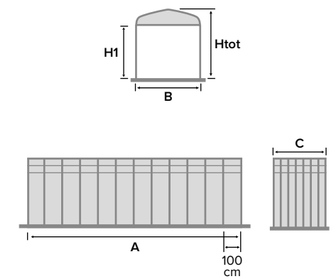

A	H1	C	B			
			200	240	280	300
			H tot	H tot	H tot	H tot
300	200	23	232	234	236	237
	220	23	252	254	256	257
	240	23	272	274	276	277
400	200	29	232	234	236	237
	220	29	252	254	256	257
	240	29	272	274	276	277
500	200	32	232	234	236	237
	220	32	252	254	256	257
	240	32	272	274	276	277
600	200	42	232	234	236	237
	220	42	252	254	256	257
	240	42	272	274	276	277
700	200	48	232	234	236	237
	220	48	252	254	256	257
	240	48	272	274	276	277
800	200	54	232	234	236	237
	220	54	252	254	256	257
	240	54	272	274	276	277
900	200	60	232	234	236	237
	220	60	252	254	256	257
	240	60	272	274	276	277
1000	200	67	232	234	236	237
	220	67	252	254	256	257
	240	67	272	274	276	277
1100	200	73	232	234	236	237
	220	73	252	254	256	257
	240	73	272	274	276	277
1200	200	79	232	234	236	237
	220	79	252	254	256	257
	240	79	272	274	276	277

TECHNICAL DETAILS

STANDARD COLOR OF THE ALUMINIUM FRAME

Silver anodised

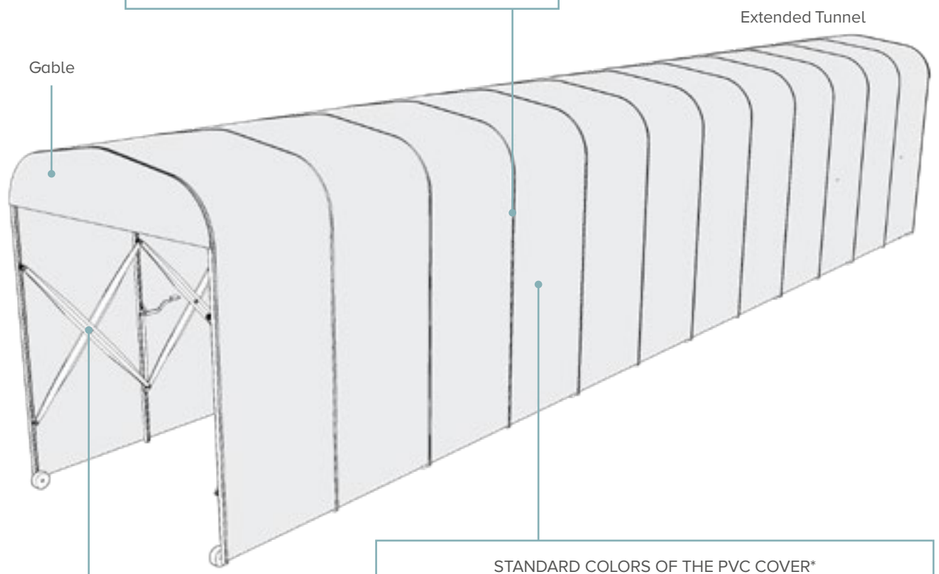

STANDARD COLOR OF THE ALUMINIUM CROSS PANTOGRAPHS

Ral 9006

STANDARD COLORS OF THE PVC COVER*

	White	Green	Champagne	Grey	Black
Poly RS ADR	PRS-0112	PRS-0601	PRS-0234	PRS-0801	PRS-0904

*See fabric sheet at p. 48, more colors availabe upon request

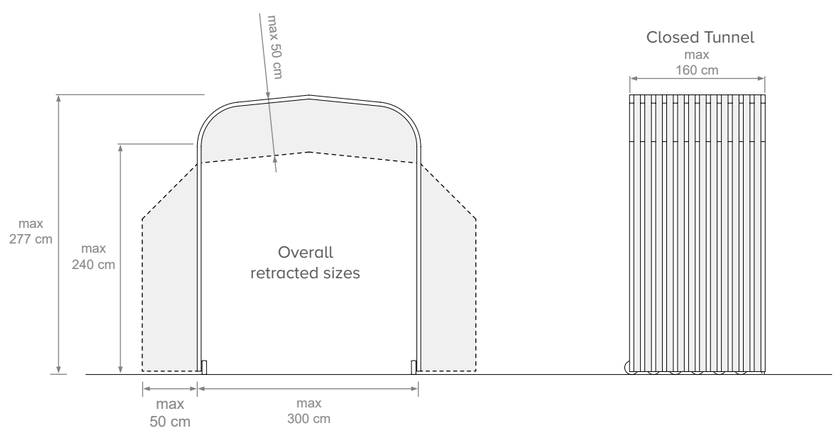

MAIN PROFILE

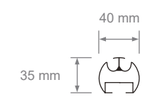

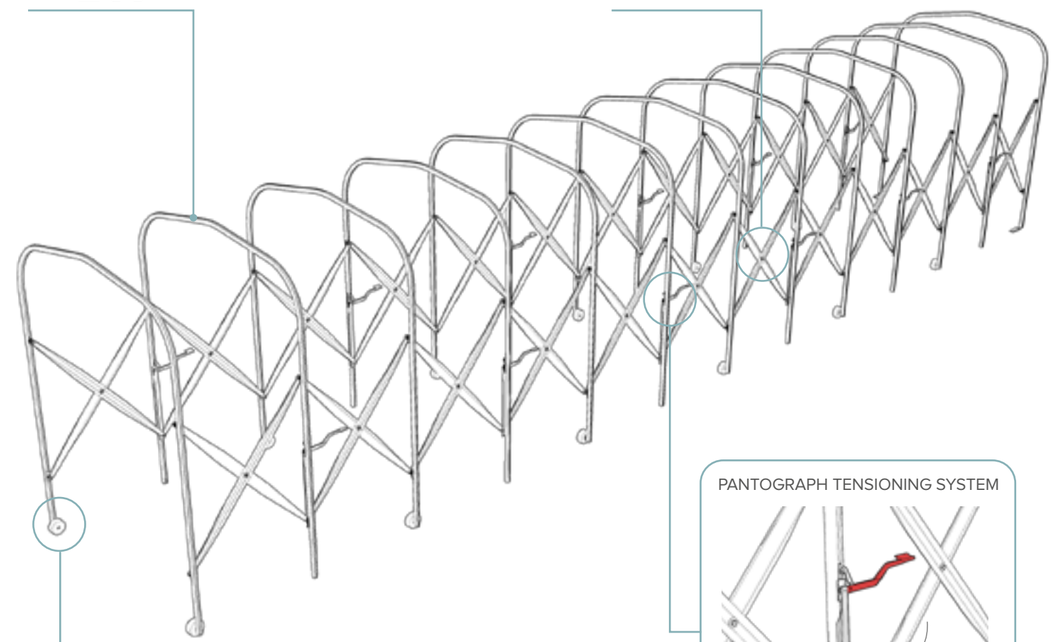

PANTOGRAPH TENSIONING SYSTEM

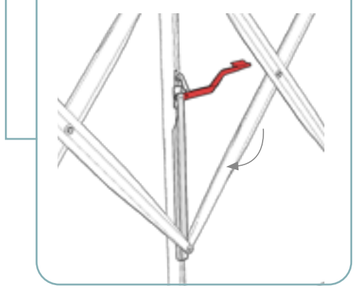

TYPES OF WHEEL

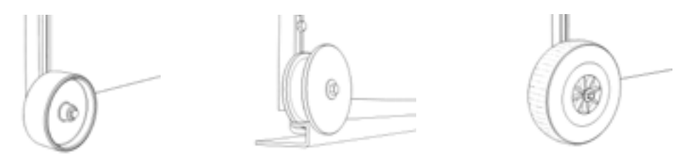

NYLON WHEEL

NYLON WHEEL WITH HOT-DIP GALVANIZED STEEL LIFT PROOF TRACK

PNEUMATIC TYRE



READY BOX retractable tunnels can be used in countless ways and there are many customizable solutions. The dimensions of the various models are not fixed and can be substantially modified to perfectly adapt the structure to each project. Each module can be connected to the next, making the length of the connecting tunnels, in theory, infinite. READY BOX tunnel profiles are made entirely of anodized aluminum, making them strong and durable. Ground stainless steel guides are also available upon request.

USE
players' entrance tunnel

LOCATION
Campbelltown Stadium - Australia

CUSTOMER
Stretch Marquees & Flexible Fabric Structures

USE
painting booth

LOCATION
France

CUSTOMER
Caspar 2CI

USE
players' entrance tunnel

LOCATION
University of Kansas - USA

CUSTOMER
University of Kansas

USE
factory warehouse

LOCATION
Rovigo - Italy

CUSTOMER
ENEL Distribuzione S.p.a.

TECHNICAL DETAILS



TYPE

Retractable tunnel

MATERIALS

- Aluminum
- PVC

TIPES OF WHEEL

- Nylon wheel
- Rubber wheel
- Pneumatic tyre
- Nylon wheel with lift proof track
- Swivel pneumatic or nylon wheel

STRUCTURE'S VERSIONS

- With horizontal sloped module for changing direction
- With vertical sloped module for change of slope
- With flat roof

STANDARD COLOUR OF THE ALUMINIUM FRAME

Silver anodised

PANTOGRAPHS' STANDARD COLOUR

Ral 9006

STANDARD COLOURS AND MATERIALS OF THE PVC COVER

White PRS-0112

Champagne PRS-0234

Grey PRS-0801

Green PRS-0601

Black PRS-0904

- more colours and PVC fabrics available upon request

DIMENSIONS TABLE (cm)

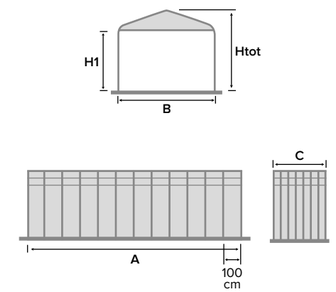

A	H1	C	B			
			300	350	400	450
			H tot	H tot	H tot	H tot
300	200	28	252	255	258	261
	250	28	302	305	308	311
	300	28	352	355	358	361
400	200	35	252	255	258	261
	250	35	302	305	308	311
	300	35	352	355	358	361
500	200	33	252	255	258	261
	250	33	302	305	308	311
	300	33	352	355	358	361
600	200	50	252	255	258	261
	250	50	302	305	308	311
	300	50	352	355	358	361
700	200	58	252	255	258	261
	250	58	302	305	308	311
	300	58	352	355	358	361
800	200	65	252	255	258	261
	250	65	302	305	308	311
	300	65	352	355	358	361
900	200	73	252	255	258	261
	250	73	302	305	308	311
	300	73	352	355	358	361
1000	200	80	252	255	258	261
	250	80	302	305	308	311
	300	80	352	355	358	361
1100	200	80	252	255	258	261
	250	80	302	305	308	311
	300	80	352	355	358	361
1200	200	80	252	255	258	261
	250	80	302	305	308	311
	300	80	352	355	358	361

TECHNICAL DETAILS

STANDARD COLOR OF THE ALUMINIUM FRAME

Silver anodised

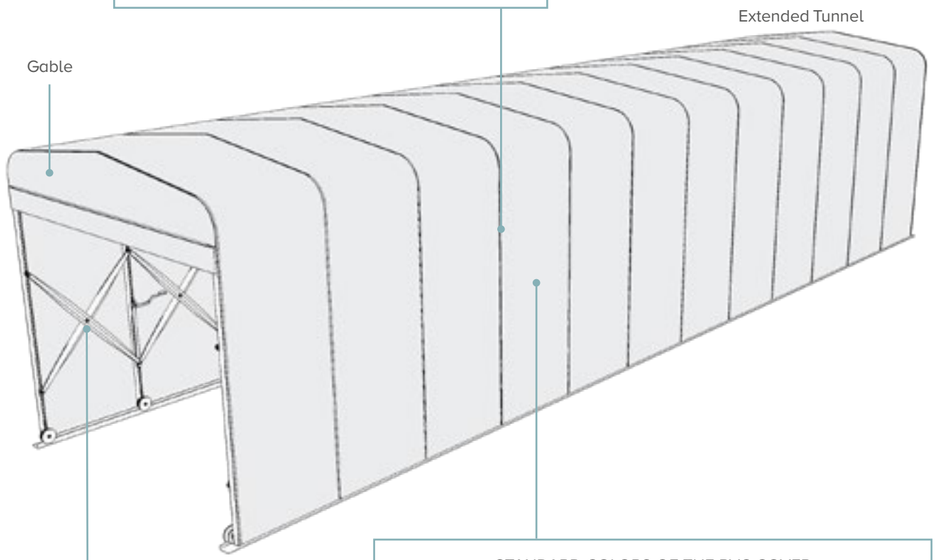

STANDARD COLOR OF THE ALUMINIUM CROSS PANTOGRAPHS

Ral 9006

STANDARD COLORS OF THE PVC COVER

	White	Green	Champagne	Grey	Black
Poly RS ADR	PRS-0112	PRS-0601	PRS-0234	PRS-0801	PRS-0904

*See fabric sheet at p. 48, more colors availabe upon request

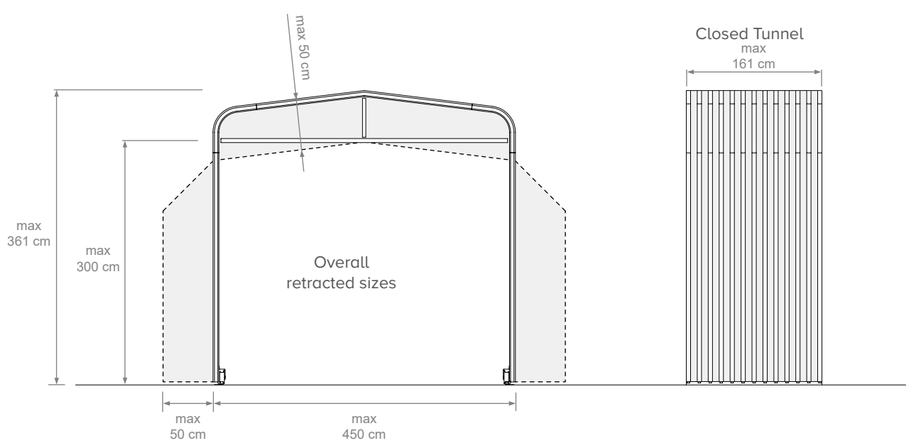

MAIN PROFILE

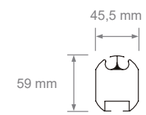

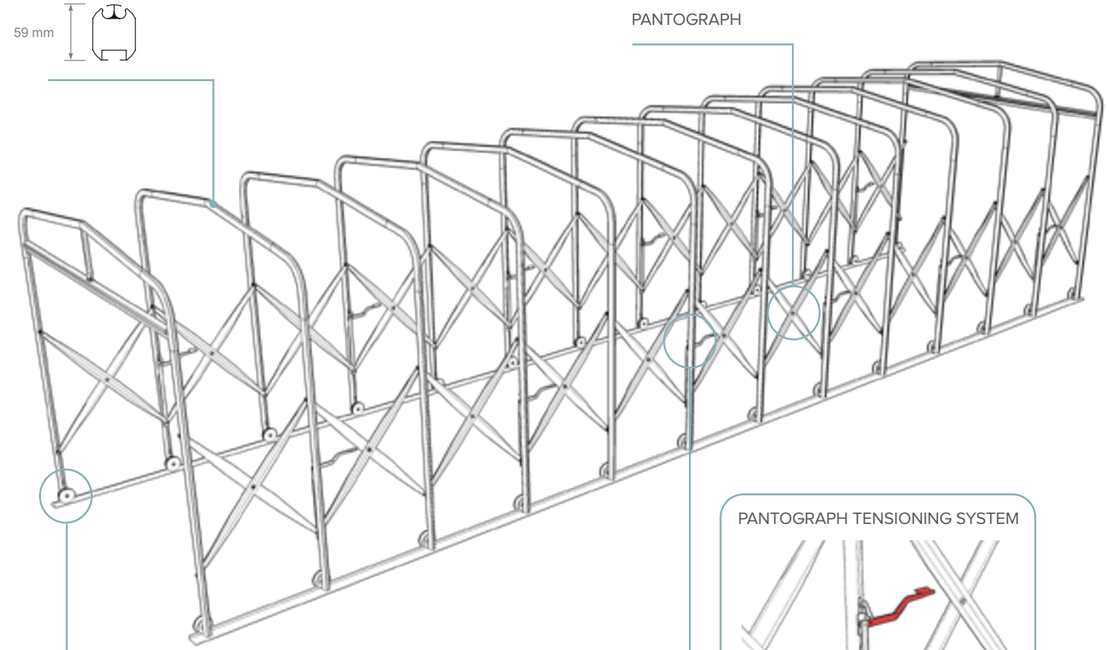

PANTOGRAPH TENSIONING SYSTEM

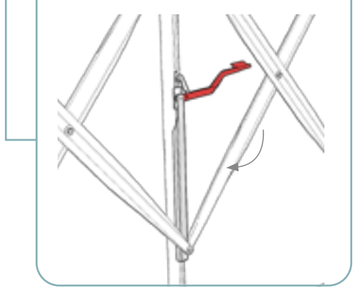

TYPES OF WHEEL

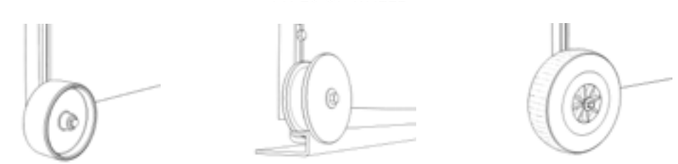

NYLON WHEEL

NYLON WHEEL WITH HOT-DIP GALVANIZED STEEL LIFT PROOF TRACK

PNEUMATIC TYRE

READYBOX 1 XL

To complete the range, we have created the READY BOX 1 XL model, which is an extendable tunnel using the latest technology. The emphasis on practicality and reliability has led to the creation of tunnels with the possibility of external pantographs: ideal for maximizing internal space and facilitating handling in case of access difficulties inside the tunnel.

USE
industrial covering

LOCATION
Martinique - France

CUSTOMER
Sotrali

USE
cover for industrial processes

LOCATION
Trento - Italy

CUSTOMER
Rapid S.r.l.

USE
factory warehouse

LOCATION
Parma - Italy

CUSTOMER
Errea Sport

11
10
9

AEROPORT RODEZ AVEYRON
ARRIVEE
ARRIVAL
2

TECHNICAL DETAILS



TYPE

Retractable tunnel

MATERIALS

- Aluminum
- PVC

TIPES OF WHEEL

- Nylon wheel
- Rubber wheel
- Pneumatic tyre
- Nylon wheel with lift proof track
- Swivel pneumatic or nylon wheel

STRUCTURE'S VERSIONS

- With horizontal sloped module for changing direction
- With vertical sloped module for change of slope
- With flat roof

STANDARD COLOUR OF THE ALUMINIUM FRAME

Silver anodised

PANTOGRAPHS' STANDARD COLOUR

Ral 9006

STANDARD COLOURS AND MATERIALS OF THE PVC COVER

White PRS-0112

Champagne PRS-0234

Grey PRS-0801

Green PRS-0601

Black PRS-0904

- more colours and PVC fabrics available upon request

DIMENSIONS TABLE (cm)

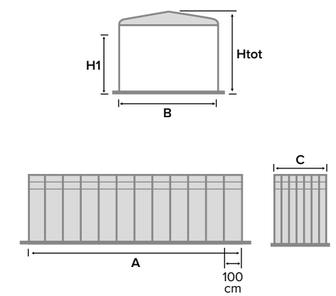

A	H1	C	B				
			300	350	400	450	500
			H tot	H tot	H tot	H tot	H tot
300	200	28	237	240	243	246	249
	250	28	287	290	293	296	299
	300	28	337	340	343	346	349
	350	28	387	390	393	396	399
400	200	35	237	240	243	246	249
	250	35	287	290	293	296	299
	300	35	337	340	343	346	349
	350	35	387	390	393	396	399
500	200	33	237	240	243	246	249
	250	33	287	290	293	296	299
	300	33	337	340	343	346	349
	350	33	387	390	393	396	399
600	200	50	237	240	243	246	249
	250	50	287	290	293	296	299
	300	50	337	340	343	346	349
	350	50	387	390	393	396	399
700	200	58	237	240	243	246	249
	250	58	287	290	293	296	299
	300	58	337	340	343	346	349
	350	58	387	390	393	396	399
800	200	65	237	240	243	246	249
	250	65	287	290	293	296	299
	300	65	337	340	343	346	349
	350	65	387	390	393	396	399
900	200	73	237	240	243	246	249
	250	73	287	290	293	296	299
	300	73	337	340	343	346	349
	350	73	387	390	393	396	399
1000	200	80	237	240	243	246	249
	250	80	287	290	293	296	299
	300	80	337	340	343	346	349
	350	80	387	390	393	396	399
1100	200	80	237	240	243	246	249
	250	80	287	290	293	296	299
	300	80	337	340	343	346	349
	350	80	387	390	393	396	399
1200	200	80	237	240	243	246	249
	250	80	287	290	293	296	299
	300	80	337	340	343	346	349
	350	80	387	390	393	396	399

TECHNICAL DETAILS

STANDARD COLOR OF THE ALUMINIUM FRAME

Silver anodised

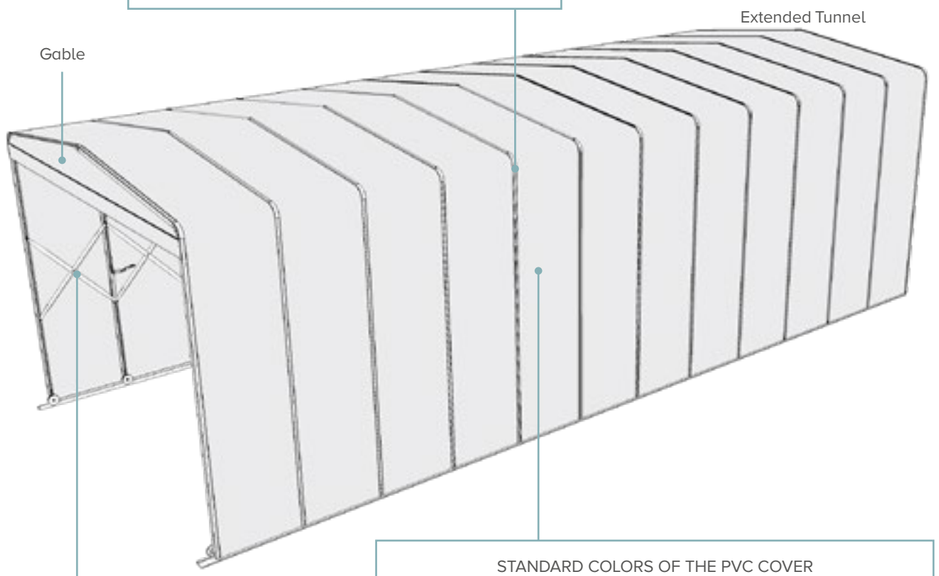

STANDARD COLOR OF THE ALUMINIUM CROSS PANTOGRAPHS

Ral 9006

STANDARD COLORS OF THE PVC COVER

	White	Green	Champagne	Grey	Black
Poly RS ADR	PRS-0112	PRS-0601	PRS-0234	PRS-0801	PRS-0904

*See fabric sheet at p. 48, more colors availabe upon request

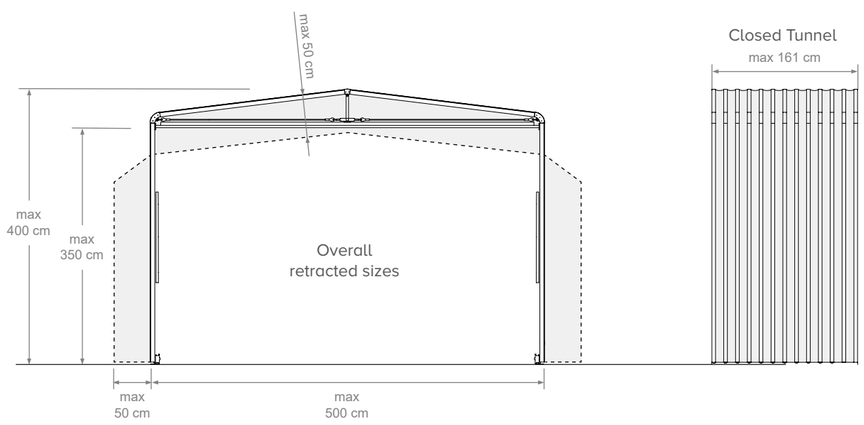

MAIN PROFILE

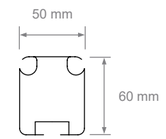

PANTOGRAPH

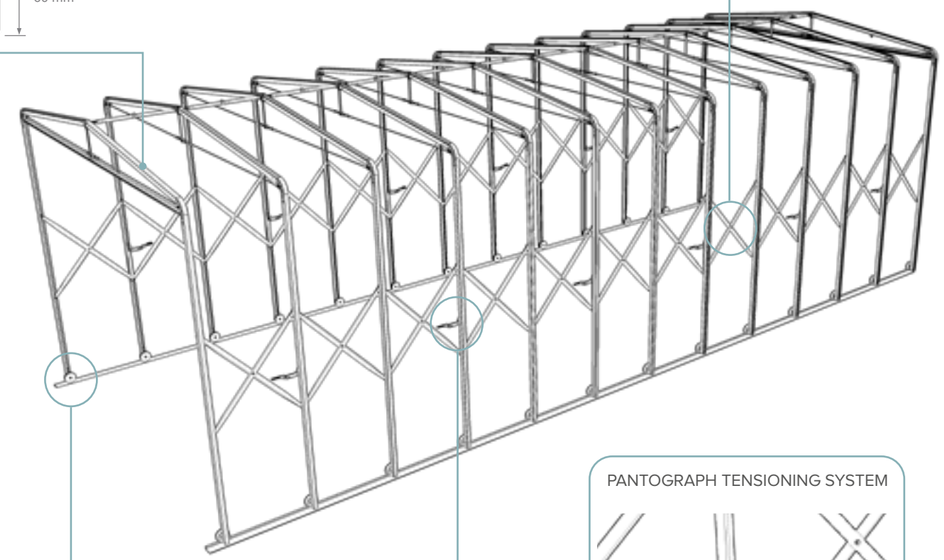

PANTOGRAPH TENSIONING SYSTEM

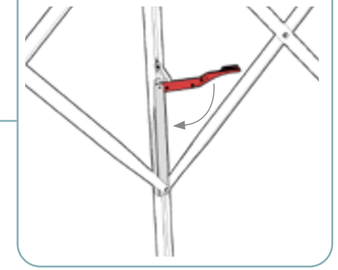

TYPES OF WHEEL

NYLON WHEEL

NYLON WHEEL WITH HOT-DIP GALVANIZED STEEL LIFT PROOF TRACK

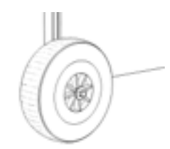

PNEUMATIC TYRE

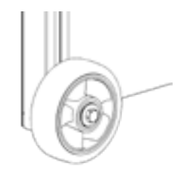

SOLID RUBBER TYRE

READYBOX 2

PVC roofs are always made up of individual modular sheets, which makes it easier to replace them in case of tears or breaks and considerably reduces the work required in case of damage, since it is possible to work on individual modules rather than on the whole roof. The basic weight of 650 g/m² with an internal weave guarantees resistance and versatility. On request, blackout PVC can be used to protect from the sun and, above all, to considerably reduce heat transmission. The fabrics are easily customizable and offer a wide variety of graphic designs: from simple alternating coloring of the sheets to printing any image to unique graphic designs, leaving room for endless customization possibilities.

USO
loading dock

LOCATION
San Giorgio di Piano (Bologna) - Italy

CUSTOMER
Fornitek

USE
connection between buildings

LOCATION
Brussels Expo (Bruxelles) - Belgium

CUSTOMER
Asbl Parc des Expositions de Bruxelles

USE
vehicle cover and covered walkway

LOCATION
Ferrara - Italy

CUSTOMER
Residenza Santa Chiara

USE
industrial warehouse

LOCATION
Cattolica (Rimini) - Italy

CUSTOMER
Conad

TECHNICAL DETAILS

TYPE

Retractable tunnel

MATERIALS

- Aluminum
- PVC

TIPES OF WHEEL

- Rubber wheel
- Pneumatic tyre
- Nylon wheel with lift proof track

STRUCTURE'S VERSIONS

- With horizontal sloped module for changing direction
- With vertical sloped module for change of slope
- Side mounted with single pitch gable
- Side mounted with double pitch gable
- With flat roof

STANDARD COLOUR OF THE ALUMINIUM FRAME

Silver anodised

PANTOGRAPHS' STANDARD COLOUR

Ral 9006

STANDARD COLOURS AND MATERIALS OF THE PVC COVER

White PRS-0112

Champagne PRS-0234

Grey PRS-0801

Green PRS-0601

Black PRS-0904

- more colours and PVC fabrics available upon request

DIMENSIONS TABLE (cm)

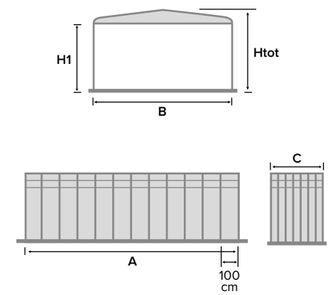

A	H1	C	B				
			400	500	600	700	800
			H tot	H tot	H tot	H tot	H tot
300	250	57	290	295	300	305	310
	300	57	340	345	350	355	360
	350	57	390	395	400	405	410
	400	57	440	445	450	455	460
400	250	72	290	295	300	305	310
	300	72	340	345	350	355	360
	350	72	390	395	400	405	410
	400	72	440	445	450	455	460
500	250	87	290	295	300	305	310
	300	87	340	345	350	355	360
	350	87	390	395	400	405	410
	400	87	440	445	450	455	460
600	250	103	290	295	300	305	310
	300	103	340	345	350	355	360
	350	103	390	395	400	405	410
	400	103	440	445	450	455	460
700	250	118	290	295	300	305	310
	300	118	340	345	350	355	360
	350	118	390	395	400	405	410
	400	118	440	445	450	455	460
800	250	134	290	295	300	305	310
	300	134	340	345	350	355	360
	350	134	390	395	400	405	410
	400	134	440	445	450	455	460
900	250	149	290	295	300	305	310
	300	149	340	345	350	355	360
	350	149	390	395	400	405	410
	400	149	440	445	450	455	460
1000	250	164	290	295	300	305	310
	300	164	340	345	350	355	360
	350	164	390	395	400	405	410
	400	164	440	445	450	455	460
1100	250	180	290	295	300	305	310
	300	180	340	345	350	355	360
	350	180	390	395	400	405	410
	400	180	440	445	450	455	460
1200	250	195	290	295	300	305	310
	300	195	340	345	350	355	360
	350	195	390	395	400	405	410
	400	195	440	445	450	455	460

TECHNICAL DETAILS

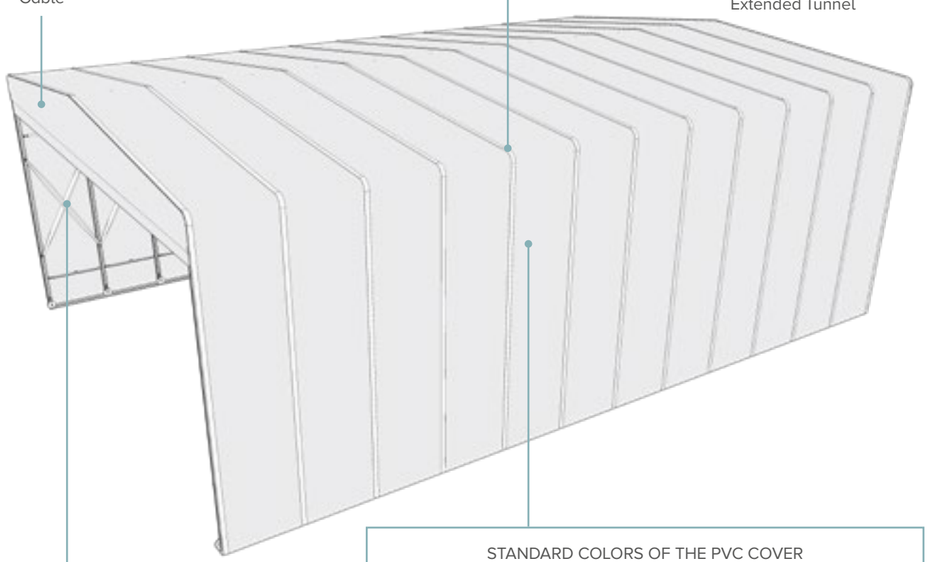

STANDARD COLOR OF THE ALUMINIUM FRAME

Silver anodised

STANDARD COLOR OF THE ALUMINIUM CROSS PANTOGRAPHS

Ral 9006

STANDARD COLORS OF THE PVC COVER

	White	Green	Champagne	Grey	Black
Poly RS ADR	PRS-0112	PRS-0601	PRS-0234	PRS-0801	PRS-0904

*See fabric sheet at p. 48, more colors availabe upon request

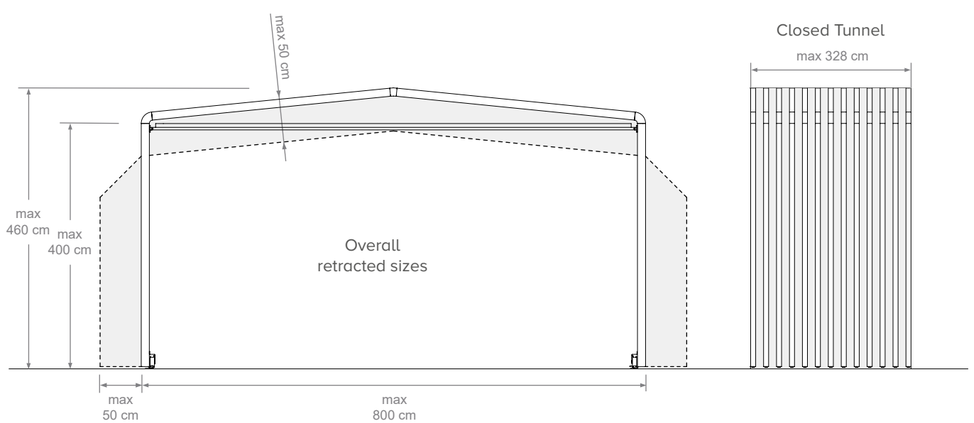

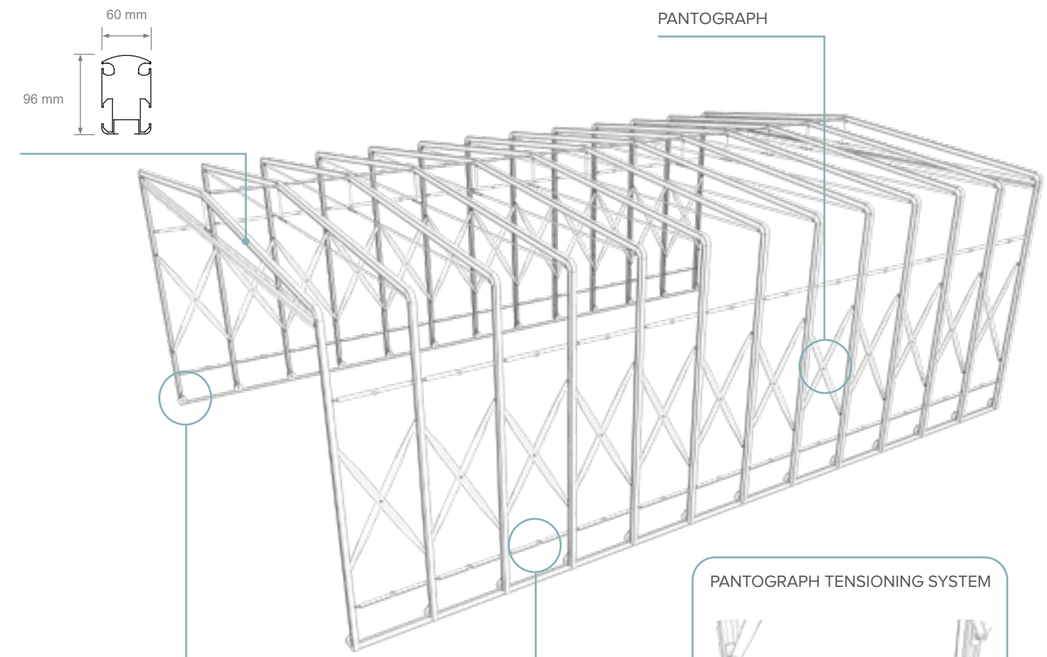

PANTOGRAPH TENSIONING SYSTEM

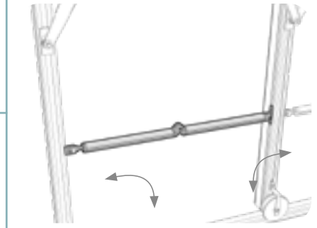

TYPES OF WHEEL

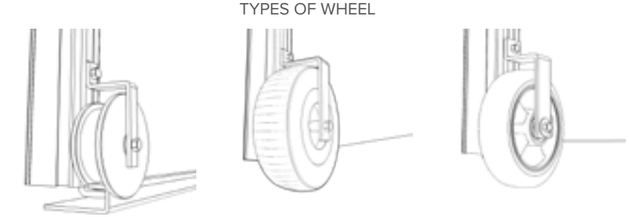

NYLON WHEEL WITH HOT-DIP GALVANIZED STEEL LIFT PROOF TRACK

PNEUMATIC TYRE

SOLID RUBBER TYRE

READYBOX4

READY BOX retractable tunnels, supported by the proper anchoring system and the application of tensioners to each arch, offer amazing wind resistance, reaching up to 100 km/h in their widest variants. The variable actions induced by wind and snow meet the requirements of the current standards for temporary structures.

USE
loading dock

LOCATION
San Giorgio di Piano (Bologna) - Italy

CUSTOMER
Fornitek

USE
industrial cover

LOCATION
Argenta (Ferrara) - Italy

CUSTOMER
Orlandi Lubrificanti S.r.l.

USE
loading dock

LOCATION
Bassano del Grappa (Vicenza) - Italy

CUSTOMER
Eriplast S.p.a.

TECHNICAL DETAILS



TYPE

Retractable tunnel

MATERIALS

- Aluminum
- PVC

TIPES OF WHEEL

- Rubber wheel
- Nylon wheel with lift proof track

STRUCTURE'S VERSIONS

- Side mounted with single pitch gable
- Side mounted with double pitch gable

STANDARD COLOUR OF THE ALUMINIUM FRAME

Silver anodised

PANTOGRAPHS' STANDARD COLOUR

Ral 9006

STANDARD COLOURS AND MATERIALS OF THE PVC COVER

White PRS-0112

Champagne PRS-0234

Grey PRS-0801

Green PRS-0601

Black PRS-0904

- more colours and PVC fabrics available upon request

DIMENSIONS TABLE (cm)

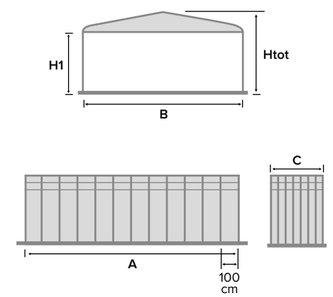

A	H1	C	B				
			800	900	1000	1100	1200
			H tot	H tot	H tot	H tot	H tot
300	300	55	394	403	412	420	429
	400	55	494	503	512	520	529
	500	55	594	603	612	620	629
400	300	70	394	403	412	420	429
	400	70	494	503	512	520	529
	500	70	594	603	612	620	629
500	300	85	394	403	412	420	429
	400	85	494	503	512	520	529
	500	85	594	603	612	620	629
600	300	100	394	403	412	420	429
	400	100	494	503	512	520	529
	500	100	594	603	612	620	629
700	300	115	394	403	412	420	429
	400	115	494	503	512	520	529
	500	115	594	603	612	620	629
800	300	130	394	403	412	420	429
	400	130	494	503	512	520	529
	500	130	594	603	612	620	629
900	300	145	394	403	412	420	429
	400	145	494	503	512	520	529
	500	145	594	603	612	620	629
1000	300	159	394	403	412	420	429
	400	159	494	503	512	520	529
	500	159	594	603	612	620	629
1100	300	174	394	403	412	420	429
	400	174	494	503	512	520	529
	500	174	594	603	612	620	629
1200	300	189	394	403	412	420	429
	400	189	494	503	512	520	529
	500	189	594	603	612	620	629

TECHNICAL DETAILS

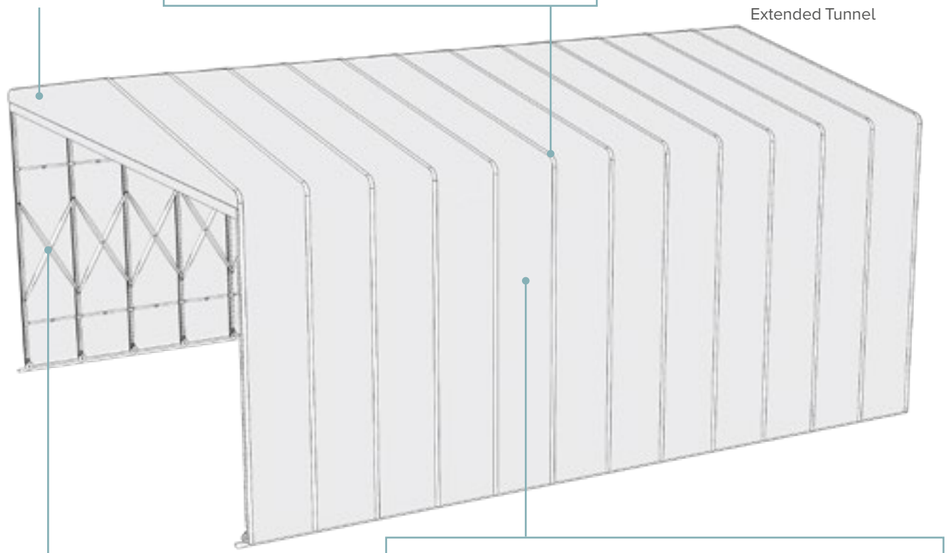

STANDARD COLOR OF THE ALUMINIUM FRAME

Silver anodised

STANDARD COLOR OF THE ALUMINIUM CROSS PANTOGRAPHS

Ral 9006

STANDARD COLORS OF THE PVC COVER

	White	Green	Champagne	Grey	Black
Poly RS ADR	PRS-0112	PRS-0601	PRS-0234	PRS-0801	PRS-0904

*See fabric sheet at p. 48, more colors availabe upon request

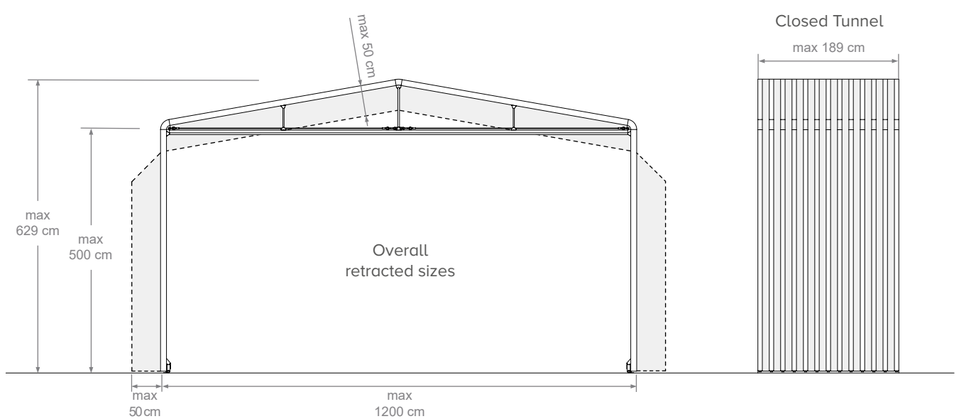

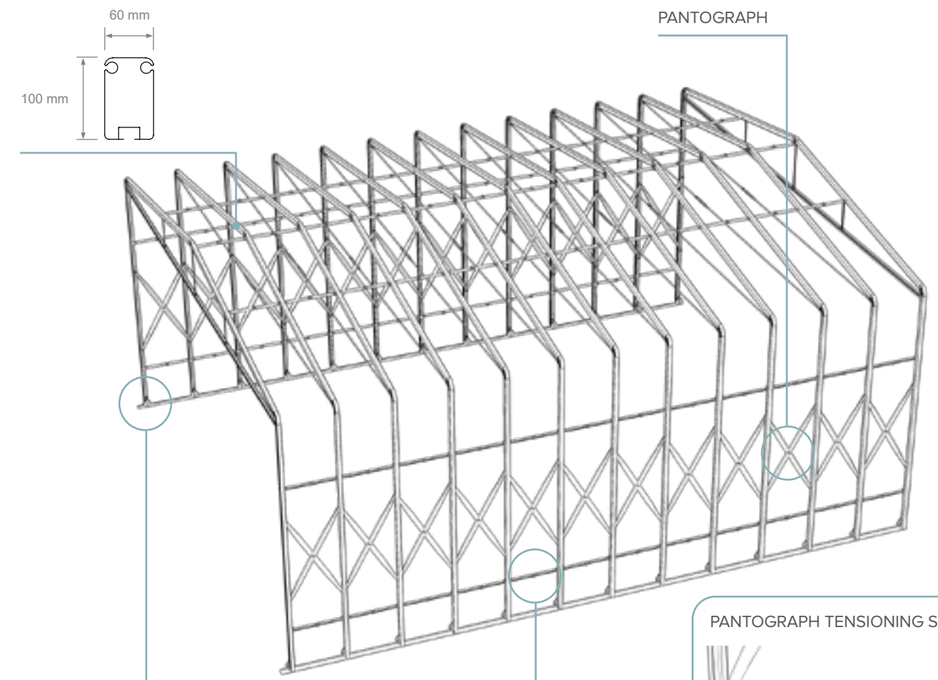

PANTOGRAPH TENSIONING SYSTEM

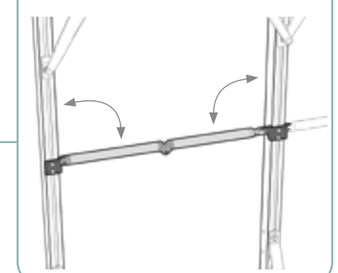

TYPES OF WHEEL

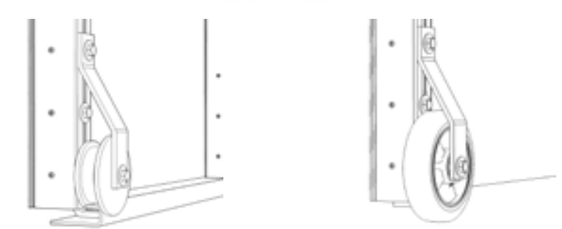

NYLON WHEEL WITH HOT-DIP GALVANIZED STEEL LIFT PROOF TRACK

SOLID RUBBER TYRE

READYBOX 6

The tunnels can be easily retracted and extended without the need for motorized systems. The use of a retractable aluminum tunnel offers agility and speed of movement while providing the same performance as a fixed structure. The great advantage is the possibility of installation without the need for specific authorizations. All tunnels of the READY BOX series are developed according to the UNI EN 13782:2015 standard for temporary structures.

USE
industrial warehouse

LOCATION
Ferrara - Italy

CUSTOMER
Tekno Tubi S.r.l.

USE
warehouse

LOCATION
Rome - Italy

CUSTOMER
Dipartimento dei Vigili del Fuoco

USE
industrial warehouse

LOCATION
Ferrara - Italy

CUSTOMER
Tekno Tubi S.r.l.

TORREFATTORI ASSOCIATI S.p.A.

TECHNICAL DETAILS



TYPE

Retractable tunnel

MATERIALS

- Aluminum
- PVC

TIPES OF WHEEL

- Rubber wheel
- Nylon wheel with lift proof track

STRUCTURE'S VERSIONS

- Side mounted with single pitch gable
- Side mounted with double pitch gable

STANDARD COLOUR OF THE ALUMINIUM FRAME

Silver anodised

PANTOGRAPHS' STANDARD COLOUR

Ral 9006

STANDARD COLOURS AND MATERIALS OF THE PVC COVER

White PRS-0112

Grey PRS-0801

Black PRS-0904

Champagne PRS-0234

Green PRS-0601

- more colours and PVC fabrics available upon request

DIMENSIONS TABLE (cm)

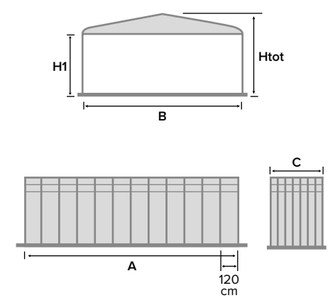

A	H1	C	B					
			1000	1100	1200	1300	1400	1500
			H tot	H tot	H tot	H tot	H tot	H tot
480	400	70	514	523	532	541	550	559
	500	70	614	623	632	641	650	659
600	400	85	514	523	532	541	550	559
	500	85	614	623	632	641	650	659
720	400	100	514	523	532	541	550	559
	500	100	614	623	632	641	650	659
840	400	115	514	523	532	541	550	559
	500	115	614	623	632	641	650	659
960	400	130	514	523	532	541	550	559
	500	130	614	623	632	641	650	659
1080	400	145	514	523	532	541	550	559
	500	145	614	623	632	641	650	659
1200	400	159	514	523	532	541	550	559
	500	159	614	623	632	641	650	659
1320	400	174	514	523	532	541	550	559
	500	174	614	623	632	641	650	659
1440	400	189	514	523	532	541	550	559
	500	189	614	623	632	641	650	659
1560	400	204	514	523	532	541	550	559
	500	204	614	623	632	641	650	659

TECHNICAL DETAILS

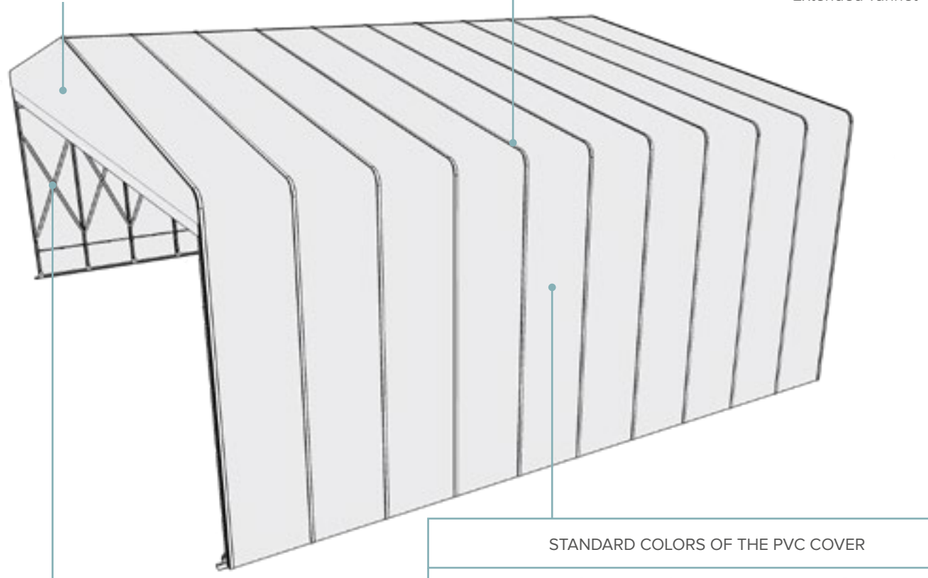

STANDARD COLOR OF THE ALUMINIUM FRAME

Silver anodised

STANDARD COLOR OF THE ALUMINIUM CROSS PANTOGRAPHS

Ral 9006

STANDARD COLORS OF THE PVC COVER

	White	Green	Champagne	Grey	Black
Poly RS ADR	PRS-0112	PRS-0601	PRS-0234	PRS-0801	PRS-0904

*See fabric sheet at p. 48, more colors availabe upon request

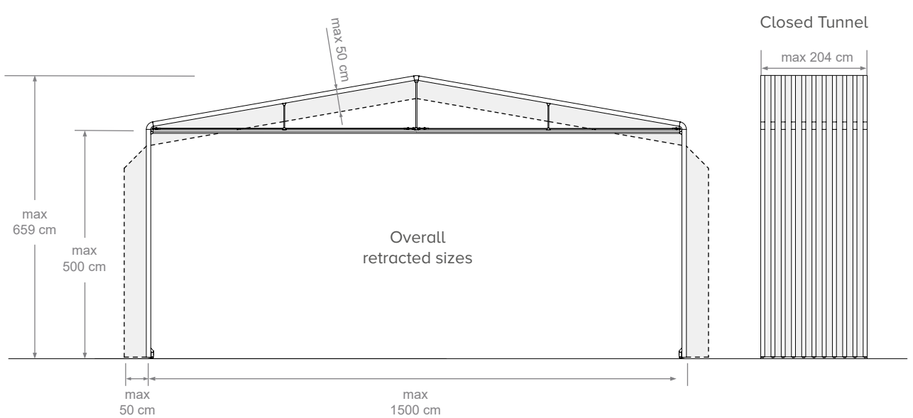

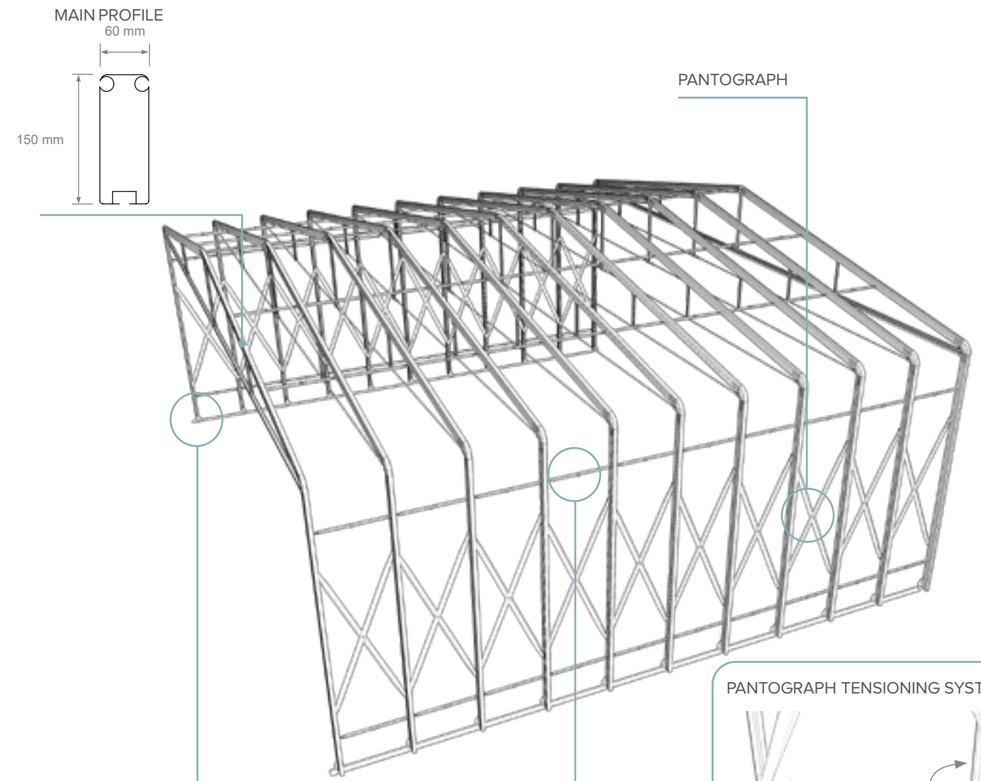

PANTOGRAPH TENSIONING SYSTEM

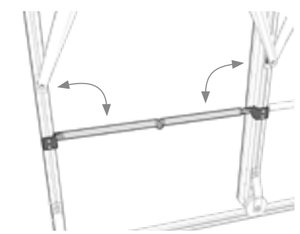

TYPES OF WHEEL

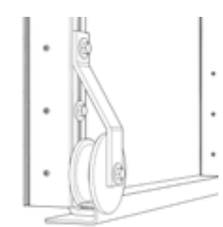

NYLON WHEEL WITH HOT-DIP GALVANIZED STEEL LIFT PROOF TRACK

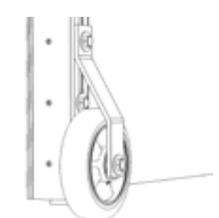

SOLID RUBBER TYRE

TECHNICAL APPENDIX

TECHNICAL APPENDIX - SLIDING CLOSURE

DIMENSIONS TABLES OF SLIDING CLOSURES (cm)

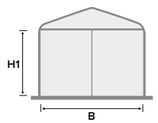

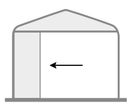

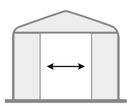

RB1 Tunnel

B	H1
200	200
	220
	240
240	200
	220
	240
280	200
	220
	240
300	200
	220
	240

RB1 Extra

B	H1
300	200
	250
	300
350	200
	250
	300
400	200
	250
	300
450	200
	250
	300

RB1 XL

B	H1
300	200
	250
	300
	350
350	200
	250
	300
	350
400	200
	250
	300
	350
450	200
	250
	300
	350
500	200
	250
	300
	350

RB2

B	H1
400	250
	300
	350
	400
500	250
	300
	350
	400
600	250
	300
	350
	400
700	250
	300
	350
	400
800	250
	300
	350
	400

RB4

B	H1
800	300
	400
	500
900	300
	400
	500
1000	300
	400
	500
1100	300
	400
	500
1200	300
	400
	500

RB6

B	H1
1000	400
	500
1100	400
	500
1200	400
	500
1300	400
	500
1400	400
	500
1500	400
	500

PVC SLIDING CLOSURES
with side opening

WALL VERSIONS

Plain

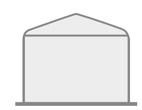

With windows

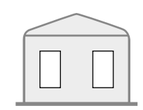

Transparent

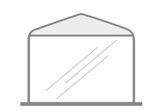

PVC COLOUR

- White PRS-0112
- Champagne PRS-0234
- Grey PRS-0801
- Green PRS-0601
- Black PRS-0904

- more colors available upon request

PVC TYPE

- Crsistalplus 800 FR

Closure system



COMPATIBLE WITH:
- Ready Box 1 XL
- Ready Box 1 Extra
- Ready Box 2
- Ready Box 4
- Ready Box 6

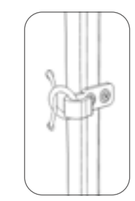

COMPATIBLE WITH:
- Ready Box 1 Tunnel

PVC SLIDING CLOSURES
with central opening

WALL VERSIONS

Plain

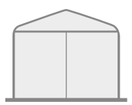

With windows

Transparent

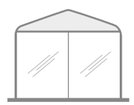

PVC COLOUR

- White PRS-0112
- Champagne PRS-0234
- Grey PRS-0801
- Green PRS-0601
- Black PRS-0904

- more colors available upon request

PVC TYPE

- Crsistalplus 800 FR

Closure system

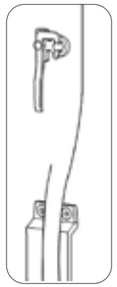

COMPATIBLE WITH:
- Ready Box 1 XL
- Ready Box 1 Extra
- Ready Box 2
- Ready Box 4
- Ready Box 6

COMPATIBLE WITH:
- Ready Box 1 Tunnel

TECHNICAL APPENDIX - SPECIAL SHAPES

SIDE MOUNTED
with single pitch gable

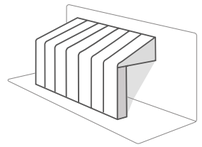

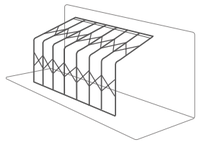

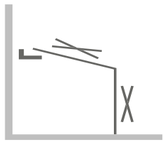

COMPATIBLE WITH:
Ready Box 2, Ready Box 4, Ready Box 6

SIDE MOUNTED
with double pitch gable

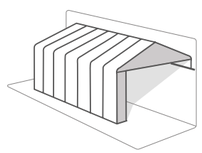

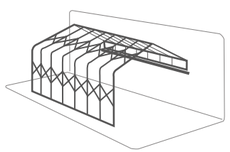

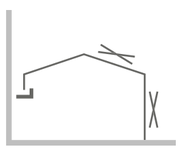

COMPATIBLE WITH:
Ready Box 2, Ready Box 4, Ready Box 6

SLOPED MODULE
vertical sloped module for change of slope

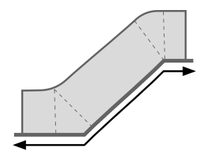

COMPATIBLE WITH:
Ready Box 1 Tunnel, Ready Box 1 Extra, Ready Box 1 XL, Ready Box 2

SLOPED MODULE
horizontal sloped module for changing direction

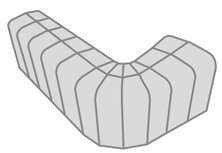

COMPATIBLE WITH:
Ready Box 1 Tunnel, Ready Box 1 Extra, Ready Box 1 XL, Ready Box 2

SLOPED MODULE
horizontal sloped module for changing direction - details

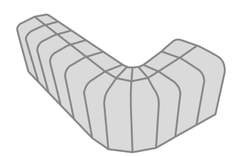

COMPATIBLE WITH:
Ready Box 1 Tunnel, Ready Box 1 Extra, Ready Box 1 XL, Ready Box 2

TECHNICAL APPENDIX - OPTIONALS

ANCHORAGE
steel cables

ANCHORAGE
eyelet

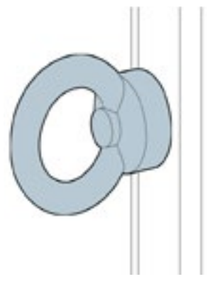

STAKE
round type c

STAKE
t-shaped type b

TECHNICAL APPENDIX - OPTIONALS

ANCHORAGE
concrete ballast - 200 kg

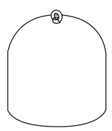

ANCHORAGE
plastic ballast - fillable

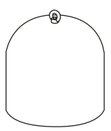

ANCHORAGE
safety strap

SOFT PVC CONNECTION

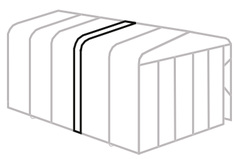

WINDOWS

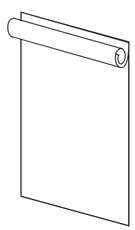

LIFT PROOF TRACK
made of stainless steel

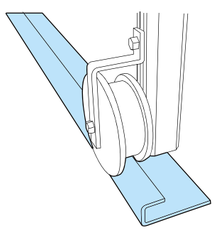

STRIPED PVC COVER



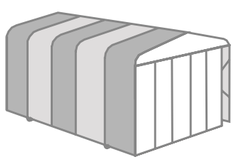

BRANDING

WINDOWS TYPE:

- Transparent window in a Cristalplus 800 F/R
- Roll-up with clear Cristalplus 800 F/R insert
- Roll-up with mesh Soltis 96 insert
- Roll up opening (without insert)

TECHNICAL APPENDIX - OPTIONALS

TIE BACK STRAPS

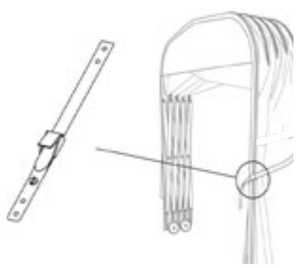

HANDLE



WIND LOAD RESISTANCE

Tunnel model	Maximum dimensions			Material	Maximum wind speed [km/h]	
	Side B [cm]	Useful height [cm]	Total height [cm]	Aluminium alloy	With lift proof track	With side tie-rods
Ready Box 1 Tunnel	300	240	277	EN AW 6060 (Al Mg Si), Hardening T6	60	85
Ready Box 1 Extra	450	300	361	EN AW 6060 (Al Mg Si), Hardening T6	70	100
Ready Box 1 XL	500	350	399	EN AW 6060 (Al Mg Si), Hardening T6	70	100
Ready Box 2	800	400	460	EN AW 6060 (Al Mg Si), Hardening T6	100	100
Ready Box 4	1200	500	629	EN AW 6005 (Al Mg Si), Hardening T6	100	100
Ready Box 6	1500	500	659	EN AW 6005 (Al Mg Si), Hardening T6	100	100

GUARANTEE AND QUALITY

- The products are CE certified. The booklet with the DOP declaration of performance accompanies the product until its complete installation.
- Fireproof certificates are provided for each type of fabric used.
- The structures are structurally checked and comply with the loads required by the standards in force UNI EN 13782:2015 Temporary structures - Tents - Safety, DM 17 January 2018 Technical construction standards and UNI EN 1999 Eurocode 9 - Design of aluminum structures.
- The aluminum structural elements are guaranteed for five years*.
- Since 1990, we design and manufacture our collections entirely in Italy in our factory in Poggio Renatico.

* For more details on the guarantee, please refer to the general conditions of Giulio Barbieri S.r.l. published in the official price list.

FABRIC MAINTENANCE AND REPLACEMENT

- Giulio Barbieri tunnels are made of aluminum, which is naturally not subject to corrosion, and therefore does not require maintenance. All parts are easily replaceable, including the PVC fabric. The PVC modules are designed to be easily removed and replaced. This makes it possible to periodically and inexpensively change the tunnel's graphic personalization.

CONTACTS

Giulio Barbieri S.r.l.

Via Ferrara, 41
44028 Poggio Renatico (FE) - Italy
info@giuliobarbieri.it
Tel. (+39) 0532 821511
Fax (+39) 0532 821555

www.giuliobarbieri.it

The images contained in this catalog belong to Giulio Barbieri S.r.l. Any kind of unauthorized reproduction is strictly forbidden. The information regarding the Retractable Systems Giulio Barbieri contained in this catalog may change as a result of the finalization of the commercial offer.

1-400-1-24-B

GIULIO BARBIERI

giuliobarbieri.it